


# How to Download the App and Login when an Account is Required

# Downloading the App

1 Open the App Store for your phone.


2 Search for Turning Technologies in the App store.

3 Download and install the app.



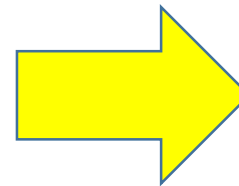
4

Open the App from your phone.




5

Click Guest.



6

Enter the Session ID provided by the meeting host. Then click Join Session.




Welcome

7

Enter the email that you provided to your organization. Then click Next.



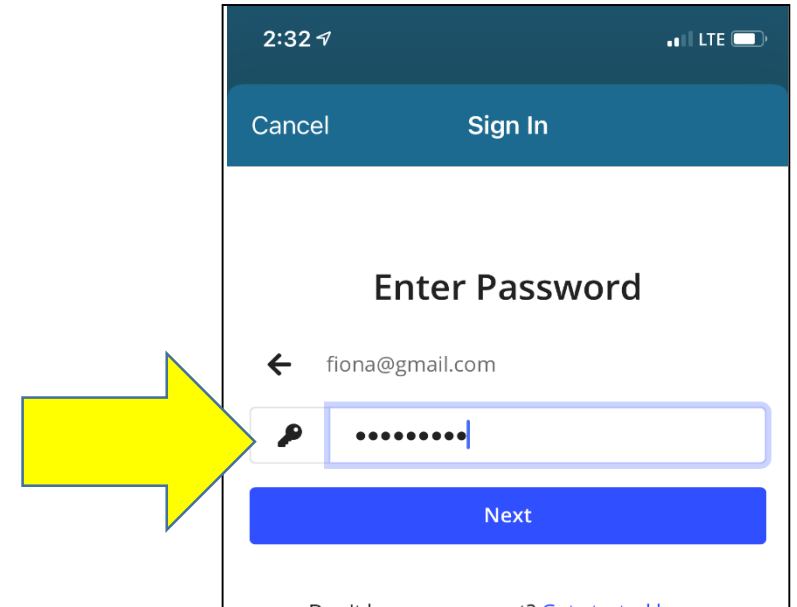
Sign In

Don't have an account? [Get started here.](#)  
View our [Terms](#) and [Privacy Policy](#)

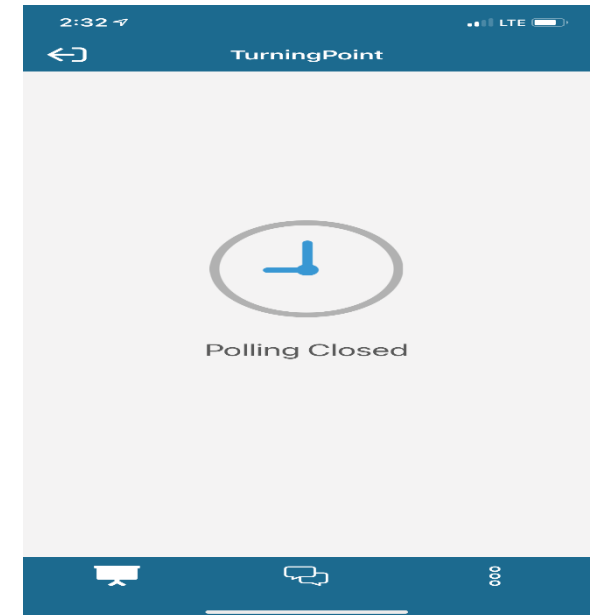
8

Enter the password that was provided to your organization. Then click Next.



9


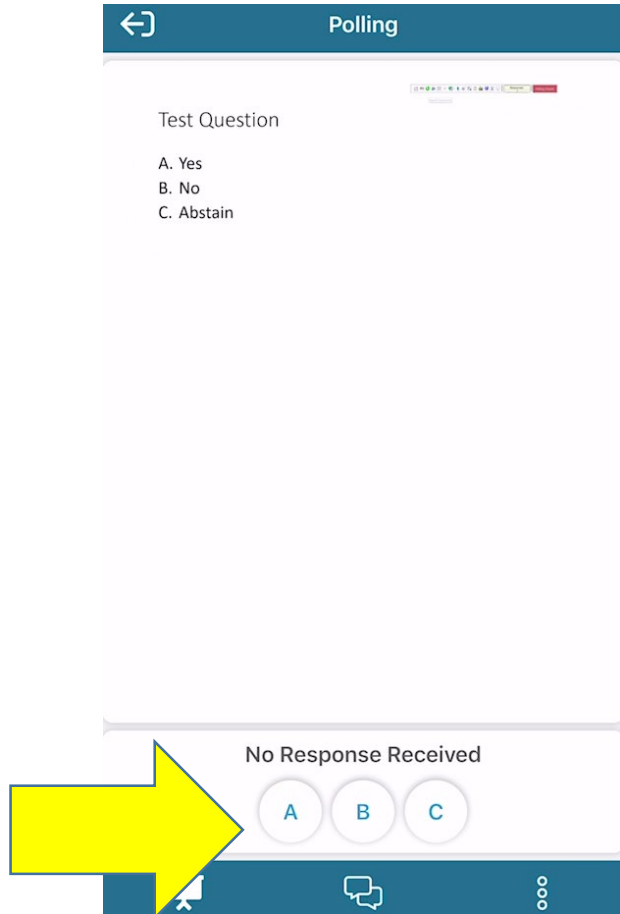
You will see Polling Closed until we send out the voting information or content.





# Multiple Choice Questions

Press the letter, see response received



# Make a mistake? Simply press the correct letter to change your answer before the poll closes

