



## DOWNLOADING AND LOGGING IN TO THE EVENT APP

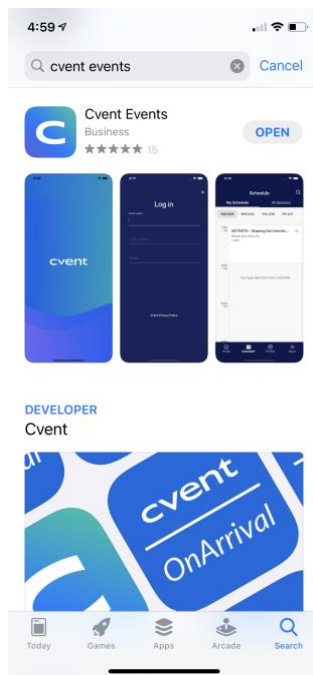
### Get the App

**1 Go the right store.** Access the App Store on iOS devices and the Play Store on Android.

**2 Install the app.** Search for Cvent Events.

Once you've found the app, tap either **Get** or **Install**.

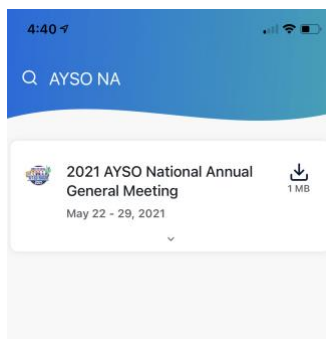
After installing, a new icon will appear on the home screen.



### Find Your Event


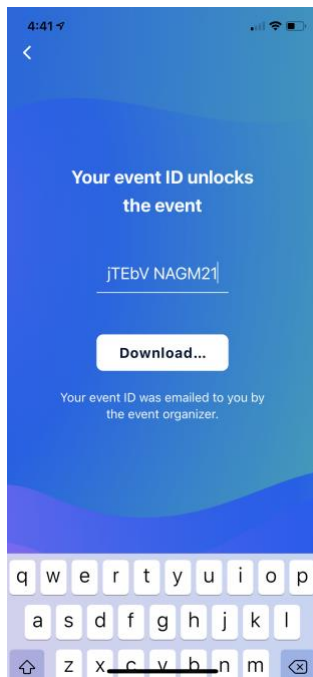
**1 Search the app.** Once downloaded, open the Cvent Events app and enter *2021 AYSO National Annual Meeting* in the search bar.

**2 Open your event.** Tap the name of your event, then tap **Download** to open it.

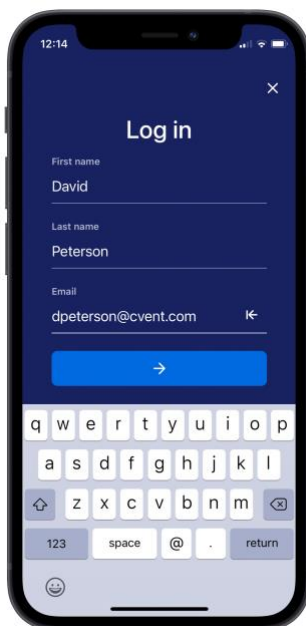




**3 Type in Event ID.** The unique NAGM event ID is **jTEbV NAGM21**, then tap **Download** to open it and you should see the event screen.

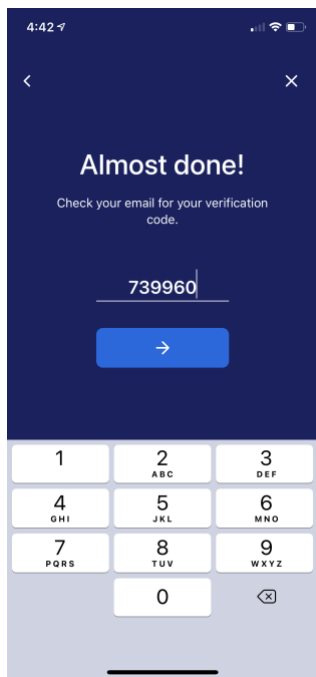


**4 Enter your personal info.** Enter your first name, last name, and email. Then tap the arrow.

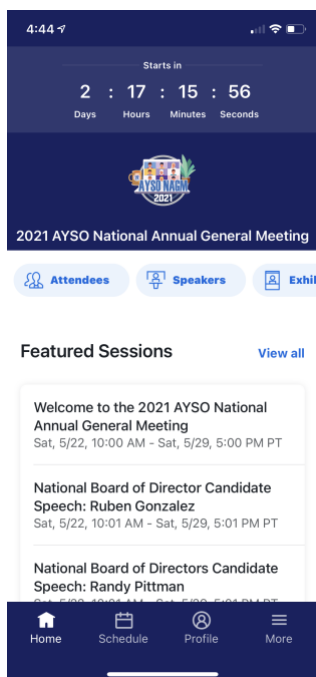




**5 Verify your account.** You'll either receive an email and text message containing a verification code or just an email. Read it, then return to the app, enter the code, and tap the arrow.



After entering the verification code, you'll be logged in and taken to **the event's Home page**, or back to the Profile tab.



**NOTE:** Verification codes can only be used once and expire after 24 hours. If you're logging in on multiple devices, you'll receive a new verification code for each.

